

**SAMPLE NAME: R+R Medicinals 1.5mg Full Spectrum Cat Chews - Trout and Chicken Flavored**  
Infused, Hemp Infused

**CULTIVATOR / MANUFACTURER**

**Business Name:**  
**License Number:**  
**Address:**

**DISTRIBUTOR / TESTED FOR**

**Business Name: R+R Medicinals**  
**License Number:**  
**Address:**

**SAMPLE DETAIL**

**Batch Number:**  
**Sample ID: 211030U001**

**Date Collected: 10/30/2021**  
**Date Received: 10/30/2021**  
**Batch Size:**  
**Sample Size: 100.0 units**  
**Unit Mass: 109.4 grams per Unit**  
**Serving Size: 1.094 grams per Serving**



Scan QR code to verify authenticity of results.

**CANNABINOID ANALYSIS - SUMMARY**

**Total THC: 7.767 mg/unit**

**Total CBD: 165.741 mg/unit**

**Sum of Cannabinoids: 191.888 mg/unit**

**Total Cannabinoids: 191.888 mg/unit**

Total THC/CBD is calculated using the following formulas to take into account the loss of a carboxyl group during the decarboxylation step:  
 Total THC =  $\Delta 9\text{THC} + (\text{THCa} \cdot 0.877)$   
 Total CBD =  $\text{CBD} + (\text{CBDa} \cdot 0.877)$   
 Sum of Cannabinoids =  $\Delta 9\text{THC} + \text{THCa} + \text{CBD} + \text{CBDa} + \text{CBG} + \text{CBGa} + \text{THCV} + \text{THCVa} + \text{CBC} + \text{CBCa} + \text{CBDV} + \text{CBDVa} + \Delta 8\text{THC} + \text{CBL} + \text{CBN}$   
 Total Cannabinoids =  $(\Delta 9\text{THC} + 0.877 \cdot \text{THCa}) + (\text{CBD} + 0.877 \cdot \text{CBDa}) + (\text{CBG} + 0.877 \cdot \text{CBGa}) + (\text{THCV} + 0.877 \cdot \text{THCVa}) + (\text{CBC} + 0.877 \cdot \text{CBCa}) + (\text{CBDV} + 0.877 \cdot \text{CBDVa}) + \Delta 8\text{THC} + \text{CBL} + \text{CBN}$

**TERPENOID ANALYSIS - SUMMARY**

39 TESTED, TOP 3 HIGHLIGHTED

**Total Terpenoids: 0.003%**

●  $\beta$  Caryophyllene 0.030 mg/g ● Sabinene <LOQ ●  $\alpha$  Humulene <LOQ

**SAFETY ANALYSIS - SUMMARY**

**Pesticides: ✔ PASS**

**Mycotoxins: ✔ PASS**

**Residual Solvents: ✔ PASS**

**Heavy Metals: ✔ PASS**

**Microbiology (PCR): ✔ PASS**


**Microbiology (Plating): ✔ PASS**

For quality assurance purposes. Not a Pre-Harvest Hemp Lab Test Report. These results relate only to the sample included on this report. This report shall not be reproduced, except in full, without written approval of the laboratory.

**Sample Certification:** Action Limits used in this report are a compilation of guidance from state regulatory agencies in all states. Action limits for required tests are either state-specific, or the lower of any conflicting state regulations based upon the panel requested.

**Decision Rule:** Statements of conformity (e.g. Pass/Fail) to specifications are made in this report without taking measurement uncertainty into account. Where statements of conformity are made in this report, the following decision rules are applied: PASS - Results within limits/specifications, FAIL - Results exceed limits/specifications.

**References:** limit of detection (LOD), limit of quantification (LOQ), not detected (ND), not tested (NT), too numerous to count >250 cfu/plate (TNTC), colony-forming unit (cfu)

  
Approved by: Josh Wurzer, President  
Date: 11/08/2021



CANNABINOID TEST RESULTS - 11/06/2021

Tested by high-performance liquid chromatography with diode-array detection (HPLC-DAD).

Method: QSP 1157 - Analysis of Cannabinoids by HPLC-DAD

**TOTAL THC: 7.767 mg/unit**

Total THC ( $\Delta 9$ THC+0.877\*THCa)

**TOTAL CBD: 165.741 mg/unit**

Total CBD (CBD+0.877\*CBDa)

**TOTAL CANNABINOIDS: 191.888 mg/unit**

Total Cannabinoids (Total THC) + (Total CBD) + (Total CBG) + (Total THCV) + (Total CBC) + (Total CBDV) +  $\Delta 8$ THC + CBL + CBN

**TOTAL CBG: 4.376 mg/unit**

Total CBG (CBG+0.877\*CBGa)

**TOTAL THCV: ND**

Total THCV (THCV+0.877\*THCVa)

**TOTAL CBC: 11.925 mg/unit**

Total CBC (CBC+0.877\*CBCa)

**TOTAL CBDV: 2.079 mg/unit**

Total CBDV (CBDV+0.877\*CBDVa)

COMPOUND	LOD/LOQ (mg/g)	MEASUREMENT UNCERTAINTY (mg/g)	RESULT (mg/g)	RESULT (%)
CBD	0.004 / 0.011	±0.0726	1.515	0.1515
CBC	0.003 / 0.010	±0.0045	0.109	0.0109
$\Delta 9$ THC	0.002 / 0.014	±0.0050	0.071	0.0071
CBG	0.002 / 0.006	±0.0025	0.040	0.0040
CBDV	0.002 / 0.012	±0.0010	0.019	0.0019
$\Delta 8$ THC	0.01 / 0.02	N/A	ND	ND
THCa	0.001 / 0.005	N/A	ND	ND
THCV	0.002 / 0.012	N/A	ND	ND
THCVa	0.002 / 0.019	N/A	ND	ND
CBDa	0.001 / 0.026	N/A	ND	ND
CBDVa	0.001 / 0.018	N/A	ND	ND
CBGa	0.002 / 0.007	N/A	ND	ND
CBL	0.003 / 0.010	N/A	ND	ND
CBN	0.001 / 0.007	N/A	ND	ND
CBCa	0.001 / 0.015	N/A	ND	ND
<b>SUM OF CANNABINOIDS</b>			<b>1.754 mg/g</b>	<b>0.1754%</b>

Unit Mass: 109.4 grams per Unit / Serving Size: 1.094 grams per Serving

$\Delta 9$ THC per Unit	7.767 mg/unit
$\Delta 9$ THC per Serving	0.078 mg/serving
Total THC per Unit	7.767 mg/unit
Total THC per Serving	0.078 mg/serving
CBD per Unit	165.741 mg/unit
CBD per Serving	1.657 mg/serving
Total CBD per Unit	165.741 mg/unit
Total CBD per Serving	1.657 mg/serving
Sum of Cannabinoids per Unit	191.888 mg/unit
Sum of Cannabinoids per Serving	1.919 mg/serving
Total Cannabinoids per Unit	191.888 mg/unit
Total Cannabinoids per Serving	1.919 mg/serving



## Terpenoid Analysis

Terpene analysis utilizing gas chromatography-flame ionization detection (GC-FID).

Method: QSP 1192 - Analysis of Terpenoids by GC-FID

### 1 $\beta$ Caryophyllene

A sesquiterpene with a fragrance that can be described as spicy, woody, dry, dusty and mildly sweet. It was one of the first organic compounds to fully synthesized in a laboratory and plays a role in the endocannabinoid system as it is a functional CB<sub>2</sub> receptor agonist. Found in black pepper, clove, hops, rosemary, black-jack, perilla, spicebush, Indian pennywort, celery, frankincense, vitex, parsley, marigold, tamarind...etc.

### 2 Sabinene

A monoterpene with a fragrance that can be described as woody, citrusy, piney and spicy. Found in Norway spruce, holm oak, black pepper, carrot seed, nutmeg, bay laurel, horsewood...etc.

### 3 $\alpha$ Humulene


Also known as  $\alpha$ -caryophyllene, it is an isomer of the sesquiterpene  $\beta$ -Caryophyllene which frequently occurs in nature with many aromatic plants across the globe. It has a fragrance that can be described as earthy or musky with spicy undertones. Found in hops, forskohlii, skullcaps, basil, nutmeg, cloves, sage, cotton, tamarind, black pepper, guava, Scotch pine...etc.

## TERPENOID TEST RESULTS - 11/01/2021

COMPOUND	LOD/LOQ (mg/g)	MEASUREMENT UNCERTAINTY (mg/g)	RESULT (mg/g)	RESULT (%)
$\beta$ Caryophyllene	0.004 / 0.012	$\pm 0.0011$	0.030	0.0030
Sabinene	0.004 / 0.014	N/A	<LOQ	<LOQ
$\alpha$ Humulene	0.009 / 0.029	N/A	<LOQ	<LOQ
Valencene	0.009 / 0.030	N/A	<LOQ	<LOQ
Guaiol	0.009 / 0.030	N/A	<LOQ	<LOQ
$\alpha$ Bisabolol	0.008 / 0.026	N/A	<LOQ	<LOQ
$\alpha$ Pinene	0.005 / 0.017	N/A	ND	ND
Camphene	0.005 / 0.015	N/A	ND	ND
$\beta$ Pinene	0.004 / 0.014	N/A	ND	ND
Myrcene	0.008 / 0.025	N/A	ND	ND
$\alpha$ Phellandrene	0.006 / 0.020	N/A	ND	ND
3 Carene	0.005 / 0.018	N/A	ND	ND
$\alpha$ Terpinene	0.005 / 0.017	N/A	ND	ND
p-Cymene	0.005 / 0.016	N/A	ND	ND
Limonene	0.005 / 0.016	N/A	ND	ND
Eucalyptol	0.006 / 0.018	N/A	ND	ND
Ocimene	0.011 / 0.038	N/A	ND	ND
$\gamma$ Terpinene	0.006 / 0.018	N/A	ND	ND
Sabinene Hydrate	0.006 / 0.022	N/A	ND	ND
Fenchone	0.009 / 0.028	N/A	ND	ND
Terpinolene	0.008 / 0.026	N/A	ND	ND
Linalool	0.009 / 0.032	N/A	ND	ND
Fenchol	0.010 / 0.034	N/A	ND	ND
(-)-Isopulegol	0.005 / 0.016	N/A	ND	ND
Camphor	0.006 / 0.019	N/A	ND	ND
Isoborneol	0.004 / 0.012	N/A	ND	ND
Borneol	0.005 / 0.016	N/A	ND	ND
Menthol	0.008 / 0.025	N/A	ND	ND
Terpineol	0.016 / 0.055	N/A	ND	ND
Nerol	0.003 / 0.011	N/A	ND	ND
Citronellol	0.003 / 0.010	N/A	ND	ND
R-(+)-Pulegone	0.003 / 0.011	N/A	ND	ND
Geraniol	0.002 / 0.007	N/A	ND	ND
Geranyl Acetate	0.004 / 0.014	N/A	ND	ND
$\alpha$ Cedrene	0.005 / 0.016	N/A	ND	ND
trans- $\beta$ -Farnesene	0.008 / 0.025	N/A	ND	ND
Nerolidol	0.009 / 0.028	N/A	ND	ND
Caryophyllene Oxide	0.010 / 0.033	N/A	ND	ND
Cedrol	0.008 / 0.027	N/A	ND	ND
<b>TOTAL TERPENOIDS</b>			<b>0.030 mg/g</b>	<b>0.003%</b>



 **Pesticide Analysis**

PESTICIDE TEST RESULTS - 10/31/2021  **PASS**

Pesticide and plant growth regulator analysis utilizing high-performance liquid chromatography-mass spectrometry (HPLC-MS) or gas chromatography-mass spectrometry (GC-MS).

\*GC-MS utilized where indicated.


**Method:** QSP 1212 - Analysis of Pesticides and Mycotoxins by LC-MS or QSP 1213 - Analysis of Pesticides by GC-MS

COMPOUND	LOD/LOQ (µg/g)	ACTION LIMIT (µg/g)	MEASUREMENT UNCERTAINTY (µg/g)	RESULT (µg/g)	RESULT
Abamectin	0.032 / 0.097	0.07	N/A	ND	PASS
Acephate	0.006 / 0.018	0.05	N/A	ND	PASS
Acequinocyl	0.009 / 0.027	0.03	N/A	ND	PASS
Acetamiprid	0.016 / 0.049	0.05	N/A	ND	PASS
Aldicarb	0.030 / 0.090	0.1	N/A	ND	PASS
Allethrin	0.030 / 0.092	0.1	N/A	ND	PASS
Atrazine	0.006 / 0.019	0.025	N/A	ND	PASS
Azadirachtin	0.082 / 0.248	0.5	N/A	ND	PASS
Azoxystrobin	0.003 / 0.009	0.01	N/A	ND	PASS
Benzovindiflupyr	0.003 / 0.009	0.01	N/A	ND	PASS
Bifenazate	0.003 / 0.009	0.01	N/A	ND	PASS
Bifenthrin	0.021 / 0.064	0.2	N/A	ND	PASS
Boscalid	0.003 / 0.009	0.01	N/A	ND	PASS
Buprofezin	0.006 / 0.019	0.02	N/A	ND	PASS
Captan	0.045 / 0.135	3	N/A	ND	PASS
Carbaryl	0.007 / 0.020	0.025	N/A	ND	PASS
Carbofuran	0.003 / 0.008	0.01	N/A	ND	PASS
Chlorantraniliprole	0.006 / 0.018	0.02	N/A	ND	PASS
Chlordane*	0.005 / 0.107	0.1	N/A	ND	PASS
Chlorfenapyr*	0.005 / 0.015	0.1	N/A	ND	PASS
Chlormequat chloride	0.022 / 0.066	3	N/A	ND	PASS
Chlorpyrifos	0.013 / 0.039	0.04	N/A	ND	PASS
Clofentezine	0.003 / 0.009	0.01	N/A	ND	PASS
Clothianidin	0.008 / 0.025	0.025	N/A	ND	PASS
Coumaphos	0.003 / 0.010	0.01	N/A	ND	PASS
Cyantraniliprole	0.003 / 0.010	0.01	N/A	ND	PASS
Cyfluthrin	0.052 / 0.159	0.1	N/A	ND	PASS
Cypermethrin	0.051 / 0.153	0.3	N/A	ND	PASS
Cyprodinil	0.026 / 0.080	0.01	N/A	ND	PASS
Daminozide	0.026 / 0.077	0.1	N/A	ND	PASS
DDVP (Dichlorvos)	0.012 / 0.038	0.1	N/A	ND	PASS
Deltamethrin	0.059 / 0.180	0.5	N/A	ND	PASS
Diazinon	0.006 / 0.017	0.02	N/A	ND	PASS
Dimethoate	0.003 / 0.009	0.1	N/A	ND	PASS
Dimethomorph	0.016 / 0.050	0.05	N/A	ND	PASS
Dinotefuran	0.010 / 0.030	0.05	N/A	ND	PASS
Diuron	0.013 / 0.040	0.125	N/A	ND	PASS
Dodemorph	0.012 / 0.035	0.05	N/A	ND	PASS
Endosulfan sulfate	0.016 / 0.048	0.05	N/A	ND	PASS
Endosulfan-alpha*	0.004 / 0.014	0.2	N/A	ND	PASS
Endosulfan-beta*	0.006 / 0.019	0.05	N/A	ND	PASS

Continued on next page



 **Pesticide Analysis** *Continued*

PESTICIDE TEST RESULTS - 10/31/2021 *continued*  **PASS**

Pesticide and plant growth regulator analysis utilizing high-performance liquid chromatography-mass spectrometry (HPLC-MS) or gas chromatography-mass spectrometry (GC-MS).

\*GC-MS utilized where indicated.


**Method:** QSP 1212 - Analysis of Pesticides and Mycotoxins by LC-MS or QSP 1213 - Analysis of Pesticides by GC-MS

COMPOUND	LOD/LOQ (µg/g)	ACTION LIMIT (µg/g)	MEASUREMENT UNCERTAINTY (µg/g)	RESULT (µg/g)	RESULT
Ethoprop(hos)	0.003 / 0.009	0.01	N/A	ND	PASS
Etofenprox	0.014 / 0.042	0.05	N/A	ND	PASS
Etozazole	0.007 / 0.020	0.01	N/A	ND	PASS
Etridiazole*	0.002 / 0.005	0.03	N/A	ND	PASS
Fenhexamid	0.003 / 0.008	0.125	N/A	ND	PASS
Fenoxycarb	0.003 / 0.010	0.01	N/A	ND	PASS
Fenpyroximate	0.007 / 0.020	0.2	N/A	ND	PASS
Fensulfothion	0.003 / 0.010	0.01	N/A	ND	PASS
Fenthion	0.003 / 0.010	0.01	N/A	ND	PASS
Fenvalerate	0.033 / 0.099	0.1	N/A	ND	PASS
Fipronil	0.003 / 0.010	0.01	N/A	ND	PASS
Fonicamid	0.007 / 0.022	0.025	N/A	ND	PASS
Fludioxonil	0.003 / 0.010	0.01	N/A	ND	PASS
Fluopyram	0.003 / 0.009	0.01	N/A	ND	PASS
Hexythiazox	0.003 / 0.010	0.01	N/A	ND	PASS
Imazalil	0.003 / 0.009	0.01	N/A	ND	PASS
Imidacloprid	0.003 / 0.010	0.01	N/A	ND	PASS
Iprodione	0.077 / 0.233	0.5	N/A	ND	PASS
Kinoprene	0.077 / 0.233	0.5	N/A	ND	PASS
Kresoxim-methyl	0.006 / 0.019	0.02	N/A	ND	PASS
Malathion	0.003 / 0.009	0.02	N/A	ND	PASS
Metalaxyl	0.003 / 0.010	0.02	N/A	ND	PASS
Methiocarb	0.003 / 0.008	0.02	N/A	ND	PASS
Methomyl	0.008 / 0.025	0.05	N/A	ND	PASS
Methoprene	0.172 / 0.521	2	N/A	ND	PASS
Methyl parathion	0.016 / 0.050	0.05	N/A	ND	PASS
Mevinphos	0.008 / 0.024	0.025	N/A	ND	PASS
MGK-264	0.015 / 0.047	0.05	N/A	ND	PASS
Myclobutanil	0.003 / 0.009	0.01	N/A	ND	PASS
Naled	0.021 / 0.064	0.1	N/A	ND	PASS
Novaluron	0.002 / 0.005	0.025	N/A	ND	PASS
Oxamyl	0.017 / 0.051	0.5	N/A	ND	PASS
Paclobutrazol	0.003 / 0.010	0.01	N/A	ND	PASS
Pentachloronitrobenzene*	0.004 / 0.012	0.02	N/A	ND	PASS
Permethrin	0.056 / 0.168	0.04	N/A	ND	PASS
Phenothrin	0.016 / 0.047	0.05	N/A	ND	PASS
Phosmet	0.007 / 0.020	0.02	N/A	ND	PASS
Piperonylbutoxide	0.010 / 0.029	0.2	N/A	ND	PASS
Pirimicarb	0.015 / 0.046	0.01	N/A	ND	PASS
Prallethrin	0.003 / 0.009	0.05	N/A	ND	PASS
Propiconazole	0.027 / 0.080	0.1	N/A	ND	PASS

Continued on next page



 **Pesticide Analysis** *Continued*

PESTICIDE TEST RESULTS - 10/31/2021 *continued*  **PASS**


Pesticide and plant growth regulator analysis utilizing high-performance liquid chromatography-mass spectrometry (HPLC-MS) or gas chromatography-mass spectrometry (GC-MS).

\*GC-MS utilized where indicated.

**Method:** QSP 1212 - Analysis of Pesticides and Mycotoxins by LC-MS or QSP 1213 - Analysis of Pesticides by GC-MS

COMPOUND	LOD/LOQ (µg/g)	ACTION LIMIT (µg/g)	MEASUREMENT UNCERTAINTY (µg/g)	RESULT (µg/g)	RESULT
Propoxur	0.003 / 0.008	0.01	N/A	ND	PASS
Pyraclostrobin	0.003 / 0.010	0.01	N/A	ND	PASS
Pyrethrins	0.016 / 0.049	0.05	N/A	ND	PASS
Pyridaben	0.005 / 0.017	0.02	N/A	ND	PASS
Pyriproxyfen	0.003 / 0.009	0.01	N/A	ND	PASS
Resmethrin	0.013 / 0.039	0.05	N/A	ND	PASS
Spinetoram	0.004 / 0.014	0.01	N/A	ND	PASS
Spinosad	0.004 / 0.012	0.01	N/A	ND	PASS
Spirodiclofen	0.031 / 0.093	0.25	N/A	ND	PASS
Spiromesifen	0.016 / 0.050	0.03	N/A	ND	PASS
Spirotetramat	0.003 / 0.010	0.01	N/A	ND	PASS
Spiroxamine	0.020 / 0.062	0.1	N/A	ND	PASS
Tebuconazole	0.003 / 0.010	0.01	N/A	ND	PASS
Tebuconazole	0.003 / 0.010	0.01	N/A	ND	PASS
Tebufenozide	0.003 / 0.008	0.01	N/A	ND	PASS
Teflubenzuron	0.007 / 0.022	0.025	N/A	ND	PASS
Tetrachlorvinphos	0.003 / 0.008	0.01	N/A	ND	PASS
Tetramethrin	0.021 / 0.063	0.1	N/A	ND	PASS
Thiabendazole	0.006 / 0.020	0.02	N/A	ND	PASS
Thiacloprid	0.003 / 0.009	0.01	N/A	ND	PASS
Thiamethoxam	0.003 / 0.010	0.01	N/A	ND	PASS
Thiophanate-methyl	0.013 / 0.040	0.05	N/A	ND	PASS
Trifloxystrobin	0.003 / 0.009	0.02	N/A	ND	PASS

 **Mycotoxin Analysis**

MYCOTOXIN TEST RESULTS - 11/01/2021  **PASS**

Mycotoxin analysis utilizing high-performance liquid chromatography-mass spectrometry (HPLC-MS).

**Method:** QSP 1212 - Analysis of Pesticides and Mycotoxins by LC-MS

*Additions<sup>1</sup> see last page*

*Exclusions<sup>1</sup> see last page*

COMPOUND	LOD/LOQ (µg/kg)	ACTION LIMIT (µg/kg)	MEASUREMENT UNCERTAINTY (µg/kg)	RESULT (µg/kg)	RESULT
Aflatoxin B1	2.0 / 6.0		N/A	ND	
Aflatoxin B2	1.8 / 5.6		N/A	ND	
Aflatoxin G1	1.0 / 3.1		N/A	ND	
Aflatoxin G2	1.2 / 3.5		N/A	ND	
Total Aflatoxin		20		ND	PASS
Ochratoxin A	6.3 / 19.2	20	N/A	ND	PASS



 **Residual Solvents Analysis**

RESIDUAL SOLVENTS TEST RESULTS - 11/02/2021  **PASS**

Residual Solvent analysis utilizing gas chromatography-mass spectrometry (GC-MS).

**Method:** QSP 1204 - Analysis of Residual Solvents by GC-MS

COMPOUND	LOD/LOQ (µg/g)	ACTION LIMIT (µg/g)	MEASUREMENT UNCERTAINTY (µg/g)	RESULT (µg/g)	RESULT
Propane	0.133 / 0.445	500	N/A	<LOQ	PASS
Butane	0.042 / 0.141	2000	N/A	ND	PASS
Methylpropane	0.04 / 0.133	5000	N/A	ND	PASS
Total Butanes		500		ND	PASS
2-Methylbutane	0.065 / 0.216	5000	N/A	ND	PASS
2,2-Dimethylpropane	0.181 / 0.604		N/A	ND	
Pentane	0.181 / 0.604	1000	N/A	ND	PASS
Total Pentanes		500		ND	PASS
2,2-Dimethylbutane	0.147 / 0.488	290	N/A	ND	PASS
2,3-Dimethylbutane 2-Methylpentane	0.375 / 1.249	290	N/A	ND	PASS
3-Methylpentane	0.075 / 0.251	290	N/A	ND	PASS
Hexane	0.054 / 0.181	0	N/A	ND	PASS
Total Hexanes		290		ND	PASS
Cyclohexane	0.091 / 0.302	500	N/A	ND	PASS
Heptane	0.153 / 0.511	500	N/A	ND	PASS
Benzene	0.066 / 0.221	0	N/A	ND	PASS
Toluene	0.074 / 0.246	0	N/A	ND	PASS
Cumene	0.31 / 1.033	70	N/A	ND	PASS
1,2-Dimethylbenzene	0.239 / 0.797	2170	N/A	ND	PASS
1,3-Dimethylbenzene 1,4-Dimethylbenzene	0.213 / 0.71	2170	N/A	ND	PASS
Ethylbenzene	0.176 / 0.586	2170	N/A	ND	PASS
Total Xylenes	0.320 / 1.067	217	N/A	ND	PASS
Methanol	0.018 / 0.061	500	±0.6542	8.312	PASS
Ethanol	0.129 / 0.429	1000	±1.6655	22.031	PASS
1-Propanol	0.528 / 1.759	5000	N/A	ND	PASS
Isopropyl Alcohol	0.064 / 0.214	500	N/A	ND	PASS
1-Butanol	0.17 / 0.565	5000	N/A	ND	PASS
2-Butanol	0.535 / 1.784	5000	N/A	ND	PASS
1-Pentanol	0.379 / 1.262		N/A	ND	
Acetone	0.083 / 0.277	5000	±0.1920	2.376	PASS
2-Butanone	0.193 / 0.642	5000	N/A	ND	PASS
Tetrahydrofuran	0.22 / 0.735	720	N/A	ND	PASS
Ethyl ether	0.1 / 0.335	5000	N/A	ND	PASS
Ethylene Glycol	31.104 / 103.68	620	N/A	ND	PASS
2-Ethoxyethanol	1.08 / 3.599	160	N/A	ND	PASS
1,2-Dimethoxyethane	1.093 / 3.645	100	N/A	ND	PASS
1,4-Dioxane	0.379 / 1.265	380	N/A	ND	PASS
Ethylene Oxide	0.05 / 0.166	5	N/A	ND	PASS
Ethyl acetate	0.29 / 0.967	1000	N/A	ND	PASS
Isopropyl Acetate	0.346 / 1.153	5000	N/A	ND	PASS

Continued on next page





 **Residual Solvents Analysis**  
*Continued*

RESIDUAL SOLVENTS TEST RESULTS - 11/02/2021 *continued* ✔ PASS

Residual Solvent analysis utilizing gas chromatography-mass spectrometry (GC-MS).

**Method:** QSP 1204 - Analysis of Residual Solvents by GC-MS

COMPOUND	LOD/LOQ (µg/g)	ACTION LIMIT (µg/g)	MEASUREMENT UNCERTAINTY (µg/g)	RESULT (µg/g)	RESULT
Chloroform	0.1 / 0.2	1	N/A	ND	PASS
Methylene chloride	0.114 / 0.381	600	N/A	ND	PASS
Trichloroethylene	0.1 / 0.3	80	N/A	ND	PASS
1,2-Dichloroethane	0.05 / 0.1	5	N/A	ND	PASS
Sulfolane	11.728 / 39.094	160	N/A	ND	PASS
Dimethyl Sulfoxide	1.679 / 5.596	5000	N/A	ND	PASS
Acetonitrile	0.049 / 0.164	410	N/A	ND	PASS
Pyridine	0.118 / 0.394	100	N/A	ND	PASS
N,N-Dimethylacetamide	0.2 / 0.668	1090	N/A	ND	PASS
N,N-Dimethylformamide	0.335 / 1.116	880	N/A	ND	PASS

 **Heavy Metals Analysis**

HEAVY METALS TEST RESULTS - 10/31/2021 ✔ PASS

Heavy metal analysis utilizing inductively coupled plasma-mass spectrometry (ICP-MS).

**Method:** QSP 1160 - Analysis of Heavy Metals by ICP-MS

COMPOUND	LOD/LOQ (µg/g)	ACTION LIMIT (µg/g)	MEASUREMENT UNCERTAINTY (µg/g)	RESULT (µg/g)	RESULT
Arsenic	0.02 / 0.1	0.42	±0.01	0.4	PASS
Cadmium	0.02 / 0.05	0.27	N/A	<LOQ	PASS
Lead	0.04 / 0.1	0.5	N/A	ND	PASS
Mercury	0.002 / 0.01	0.4	N/A	<LOQ	PASS

 **Microbiology Analysis**  
 PCR AND PLATING

MICROBIOLOGY TEST RESULTS (PCR) - 11/06/2021 ✔ PASS

Analysis conducted by polymerase chain reaction (PCR) and fluorescence detection of microbiological contaminants.

**Method:** QSP 1221 - Analysis of Microbiological Contaminants

COMPOUND	ACTION LIMIT	RESULT	RESULT
Shiga toxin-producing <i>Escherichia coli</i>	Not Detected in 1g	ND	PASS
<i>Salmonella</i> spp.	Not Detected in 1g	ND	PASS
<i>Candida albicans</i>	Not Detected in 1g	ND	PASS
<i>Campylobacter</i> spp.	Not Detected in 1g	ND	PASS
<i>Yersinia</i> spp.	Not Detected in 1g	ND	PASS
<i>Listeria monocytogenes</i>	Not Detected in 1g	ND	PASS
<i>Staphylococcus aureus</i>	Not Detected in 1g	ND	PASS






**Microbiology Analysis** *Continued* **MICROBIOLOGY TEST RESULTS (PLATING) - 11/06/2021** ✔ PASS
**PCR AND PLATING**

Analysis conducted by 3M™ Petrifilm™ and plate counts of microbiological contaminants.

**Method:** QSP 6794 - Plating with 3M™ Petrifilm™

COMPOUND	ACTION LIMIT (cfu/g)	RESULT (cfu/g)	RESULT
<i>Escherichia coli</i>	Not Detected in 1g	ND	PASS
Coliforms	100	ND	PASS

**NOTES**

CoA amended update: Order Details

- Additions: Aflatoxin B1 LOD/LOQ: 1.6/5.0, Aflatoxin B2 LOD/LOQ: 1.4/4.1, Aflatoxin G1 LOD/LOQ: 1.6/4.9, Aflatoxin G2 LOD/LOQ: 1.6/5.0, Ochratoxin A LOD/LOQ: 1.6/5.0
- Exclusions: Sample Certification: California Code of Regulation Title 4 Division 19

